

2024 NJGPA Administration Results

Rumson Fair Haven Regional High School
July 30, 2024

Sarah Fitzgerald, Director of Curriculum and Instruction
Jon Pennetti, Supervisor of STEM

New Jersey Graduation Proficiency Assessment (NJGPA) Overview



- Third administration—Class of 2025 Graduation Requirement
- Designed to measure the extent to which students are graduation-ready in ELA and Math
 - ELA is aligned to grade 10 standards with a focus on writing effectively when analyzing text.
 - Math is aligned to Algebra I and Geometry standards with a focus on applying skills and concepts and understanding multi-step problems that require abstract reasoning and modeling real-world problems, precision, perseverance, and strategic use of tools.
- Students demonstrate their acquired skills and knowledge by answering selected-response items, constructed response items, and technology-enhanced questions.

New Jersey Graduation Proficiency Assessment (NJGPA) Overview (cont'd)



- All 11th graders
 - 1 day Math (Two 90 minute sections)
 - 1 day ELA (Two 90 minute sections)
- Administered on March 12th - March 13th
- Results should be used to review curriculum and programming along with identifying potential focus areas in preparation for the Spring 2025 administration of the NJGPA to the Class of 2026 and to ensure all members of the Class of 2025 are meeting their graduation testing requirement.

Rumson-Fair Haven Regional High School's 2024 NJGPA ELA Results

ELA Result Summary	# Scores	RFH %	State %
Graduation Ready	206	97.17%	81.6%
Not Yet Graduation Ready	6	2.3%	18.4%
Total:	212		

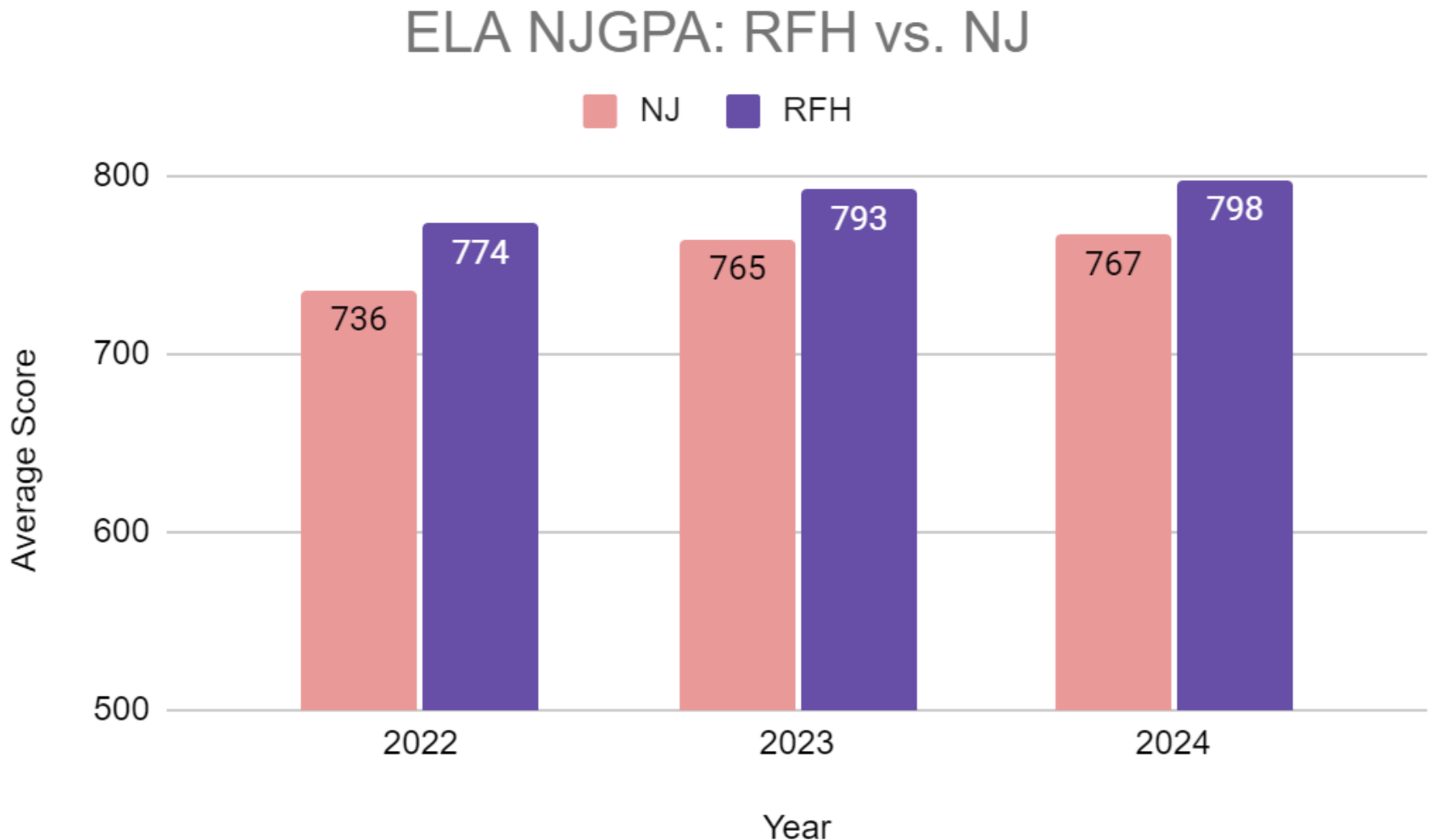
Rumson-Fair Haven Regional High School's 2024 NJGPA ELA Results (Detailed)

ELA Result Summary	# Scores	RFH %	State %	IEP-Yes #	IEP-Yes %	IEP-No #	IEP-No %	504 #	504 %	Female #	Female %	Male #	Male %
Graduation Ready	206	97.2%	81.6%	21	77.8%	186	100%	21	100%	102	97.1%	104	97.2%
Not Yet Graduation Ready	6	2.8%	18.4%	6	22.2%	0	0.0%	0	0.0%	3	2.9%	3	2.8%
Total:	212			27		186		21		105		107	

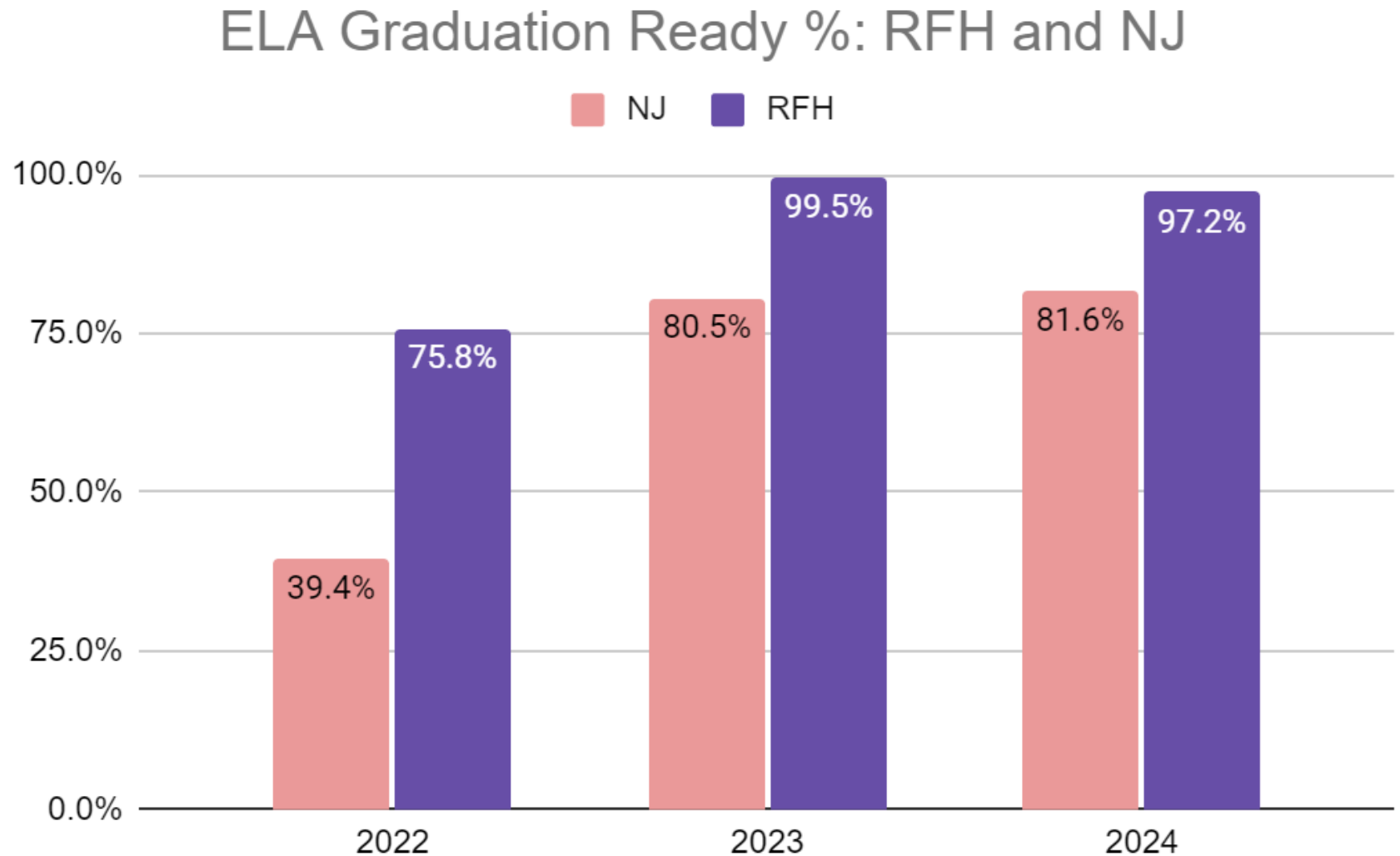
ELA Result Summary	Hispanic or Latino #	Hispanic or Latino %	Asian #	Asian %	White #	White %	Two or More Races #	Two or More Races #	Economic ally Disadvant aged	Economic ally Disadvant aged
Graduation Ready	10	90.9%	*	*	191	97.4 %	*	*	*	*
Not Yet Graduation Ready	1	9.1%	*	*	5	2.6%	*	*	*	*
Total:	11		*		196		*		*	

* denotes less than 10 students; too few to report











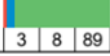


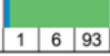
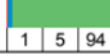
Rumson-Fair Haven Regional High School's 2024 NJGPA ELA Results - Historical



Rumson-Fair Haven Regional High School's 2024 NJGPA ELA Results - Historical



Rumson-Fair Haven Regional High School's 2024 NJGPA ELA Results (Detailed)

PERFORMANCE DISTRIBUTION BY %	NUMBER OF STUDENTS	ELA AVG OVERALL SCORE	AVG SCORE	LITERARY	READING* INFORMATION	VOCABULARY	AVG SCORE	WRITTEN* EXPRESSION	WRITING* CONVENTIONS
STATE	104,084	767	56				38		
DISTRICT	213	798	68				46		
RUMSON-FAIR HAVEN REGIONAL HIGH SCHOOL	213	798	68				46		

Rumson-Fair Haven Regional High School's 2024 NJGPA Math Results

Mathematics Result Summary	# Scores	RFH %	State %
Graduation Ready	200	94.34%	54.7%
Not Yet Graduation Ready	12	5.66%	45.3%
Total:	212		

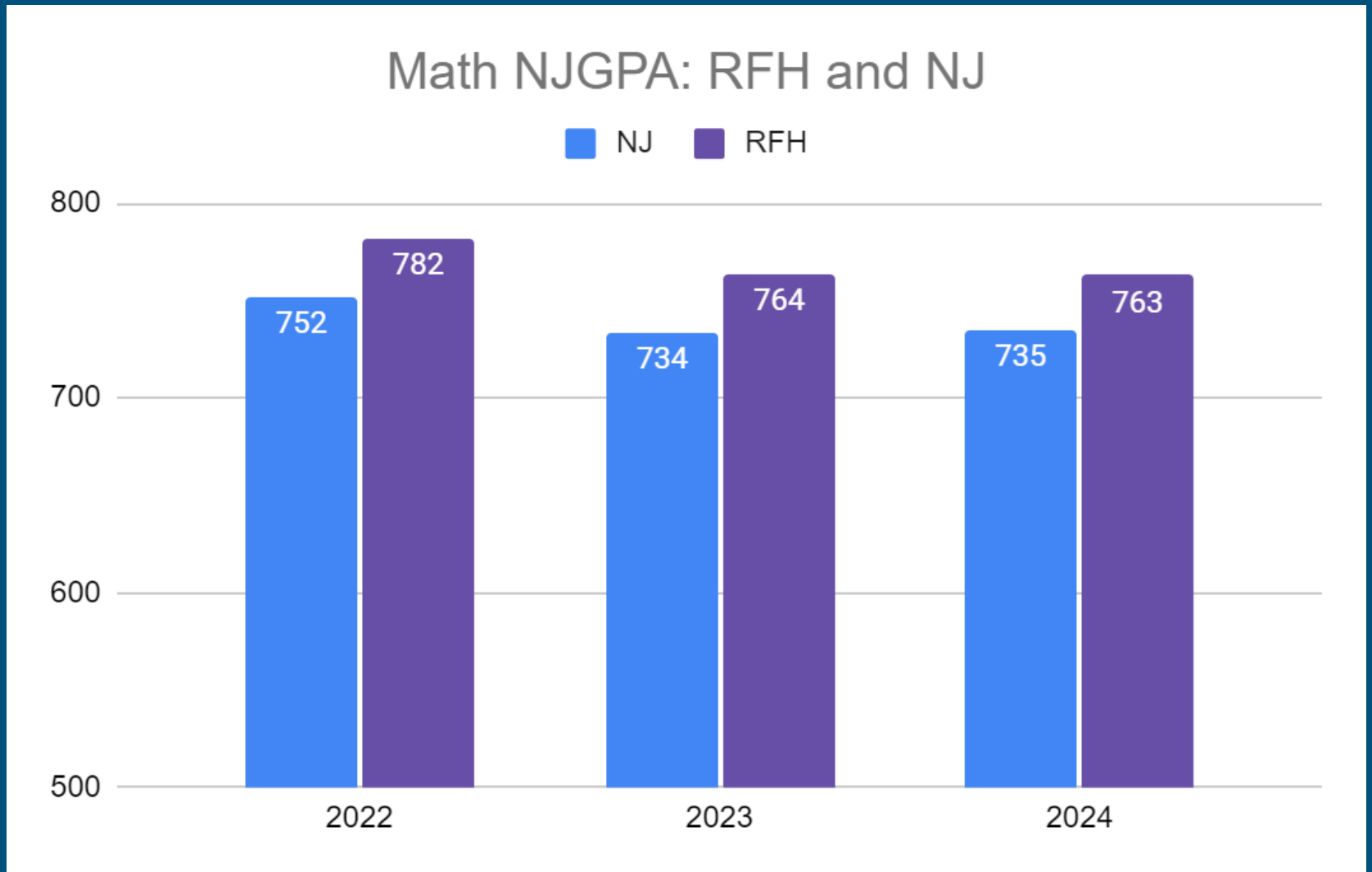
Rumson-Fair Haven Regional High School's 2024 NJGPA Math Results (Detailed)

Mathematics Result Summary	# Scores	RFH %	State %	IEP-Yes #	IEP-Yes %	IEP-No #	IEP-No %	504 #	504 %	Female #	Female %	Male #	Male %
Graduation Ready	200	94.3%	55.0%	18	66.7%	182	97.8%	21	100%	100	95.2%	99	92.5%
Not Yet Graduation Ready	12	5.7%	45.0%	9	33.3%	4	2.2%	0	0.0%	5	4.8%	8	7.5%
Total:	212			27		186		21		105		107	

Mathematics Result Summary	Hispanic or Latino #	Hispanic or Latino %	Asian #	Asian %	White #	White %	Two or More Races #	Two or More Races %	Economically Disadvantaged	Economically Disadvantaged
Graduation Ready	10	90.9%	*	*	184	93.9%	*	*	*	*
Not Yet Graduation Ready	1	9.1%	*	*	12	6.1%	*	*	*	*
Total:	11		*		196		*	*	*	*

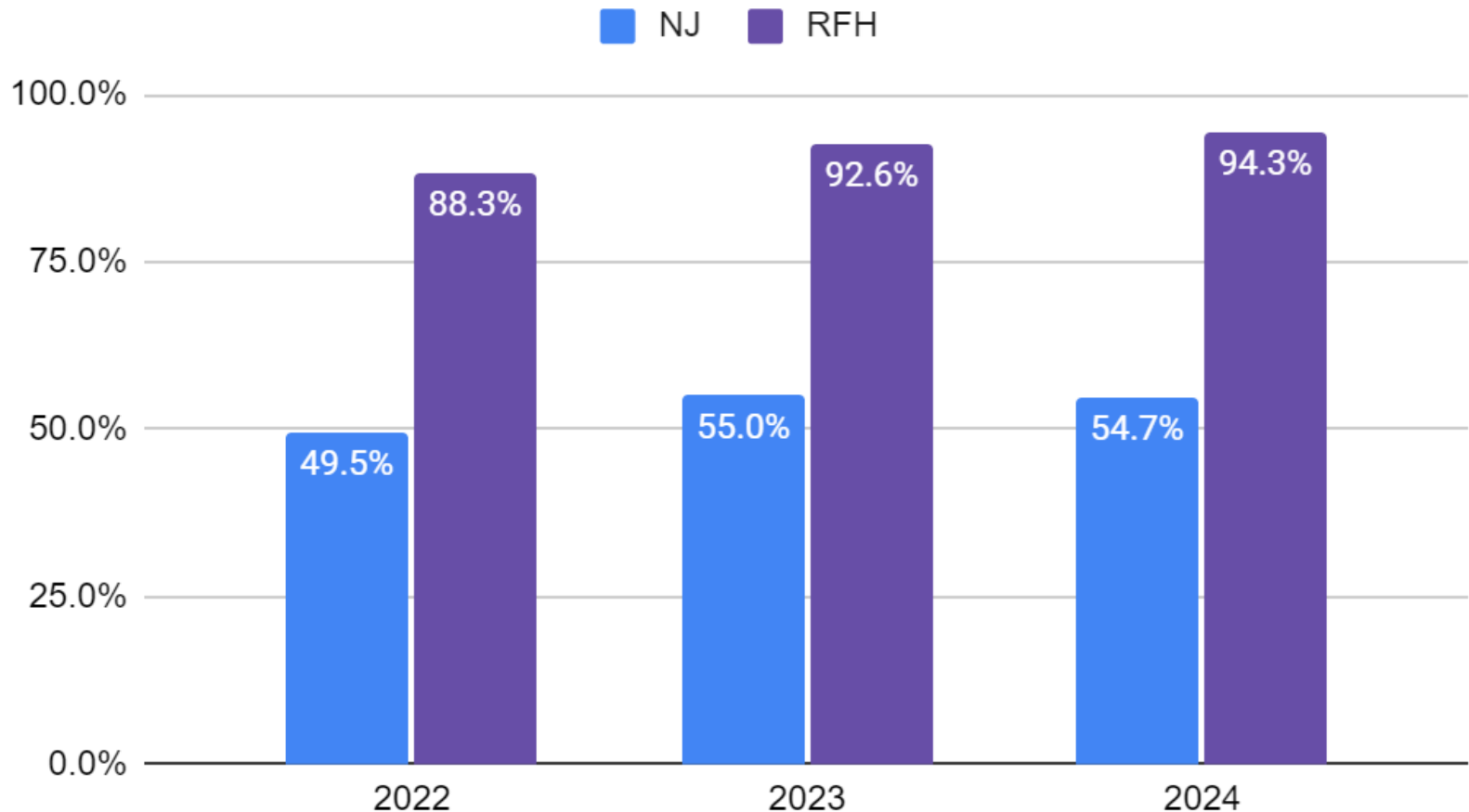
* denotes less than 10 students; too few to report

Rumson-Fair Haven Regional High School's 2024 NJGPA Math Results - Historical


















Rumson-Fair Haven Regional High School's 2024 NJGPA Math Results - Historical

Math Graduation Ready %: RFH and NJ



Rumson-Fair Haven Regional High School's 2024 NJGPA Math Results (Detailed)

PERFORMANCE DISTRIBUTION BY %	NUMBER OF STUDENTS	MATH AVG OVERALL SCORE	MATHEMATICS*			
			MAJOR CONTENT	SUPPORTING CONTENT	REASONING	MODELING
STATE						
	104,811	735				
DISTRICT						
	213	763				
RUMSON-FAIR HAVEN REGIONAL HIGH SCHOOL						
	213	763				

Rumson-Fair Haven Regional High School's 2024 NJGPA Results

- Only 5 of 10 Math students who were deemed “Not Graduation Ready” do NOT currently meet other NJDOE graduation pathways
- Only 3 of 5 ELA students who deemed “Not Graduation Ready” do NOT currently meet other NJDOE Graduation pathways
- Counseling department—setting up multiple other avenues; portfolio is last pathway

Rumson-Fair Haven Regional High School's 2024 NJGPA Results: Future Use

- Will discuss with staff to set goals for instruction
 - Department Meetings—will share Standards sheet and results, continue to discuss with teaching teams at future PDWs
- Continuation from 2023-2024 for intervention-weaknesses in same areas and on same standards
 - Working on ways to integrate modeling and Reading Literacy in Science and Technology cross-curricularly
 - Continue to look to improve reading comprehension and problem solving across both disciplines
 - Continue to review and rethink vocabulary and grammar instruction at all levels in English courses
 - Continuing to engage readers in choice-text selections and synthesizing multiple texts